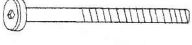









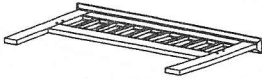







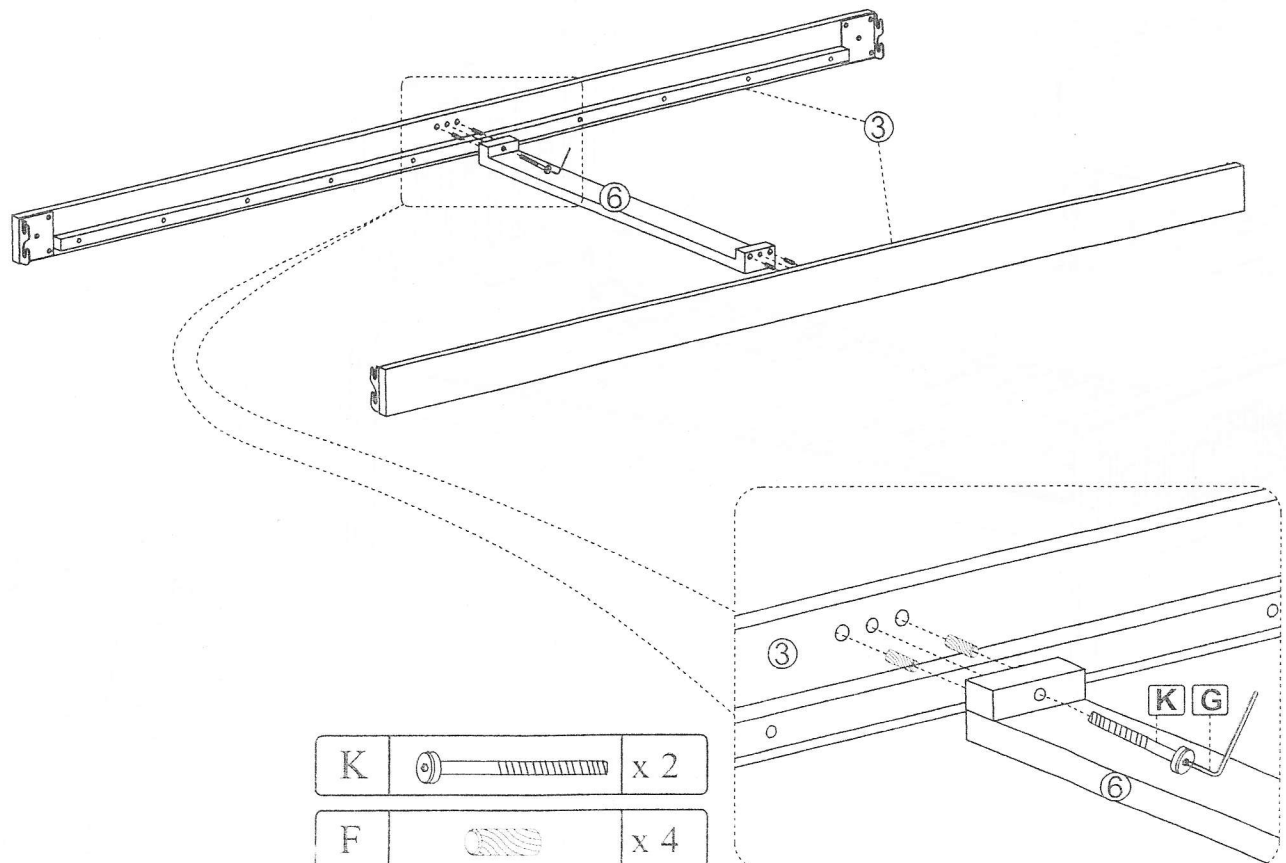


# Assembly Instructions

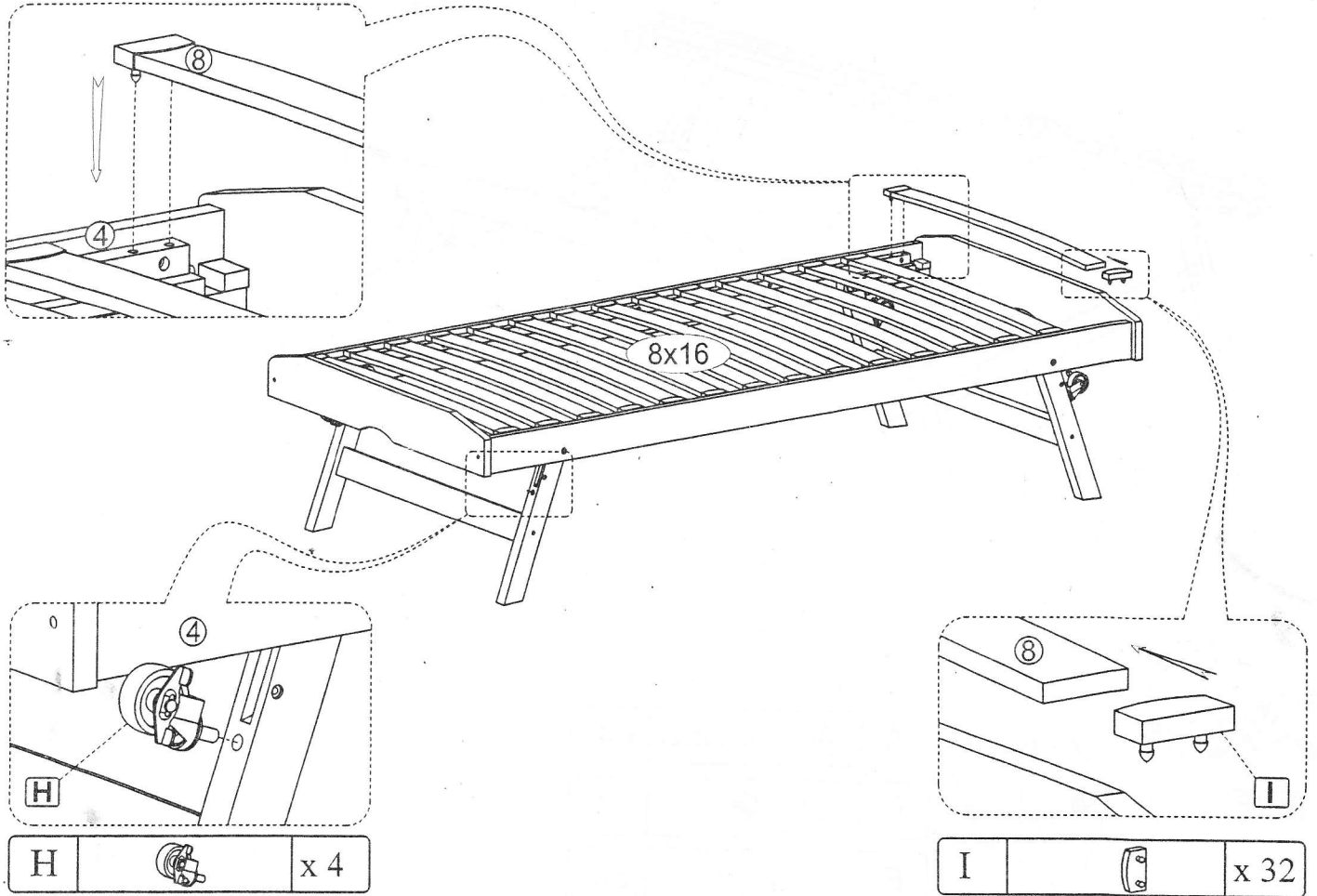
HARDWARE LIST		
No	Descriptions	Qty
A	Ø6 x 80mm SCREW 	8pcs
B	Ø6 BARREL NUT 	8pcs
C	Ø8 x 20mm SCREW 	8pcs
D	Ø8 FLAT WASHER 	8pcs
E	SPRING WASHER 	8pcs
F	M10 x 40mm WOOD DOWEL 	20pcs
G	M4 HEX KEY 	1pc
H	WHEEL 	4pcs
I	FITTING 	64pcs
K	Ø6 x 45mm SCREW 	2pcs

PART LIST		
No	Descriptions	Qty
1	HEAD BOARD 	1pc
2	FOOT BOARD 	1pc
3	UPPER RAIL 	2pcs
4	UNDER RAIL 	2pcs
5	UNDER PANEL 	2pcs
6	SUPPORT BAR 1 	1pc
7	SUPPORT BAR 2 	2pcs
8	BED SLAT 	32pcs

## STEP 1



**STEP 6**



**FINISH**

