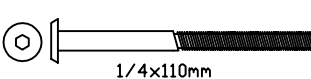
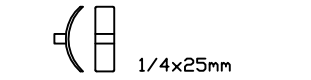

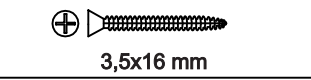
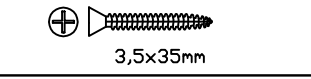

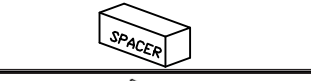

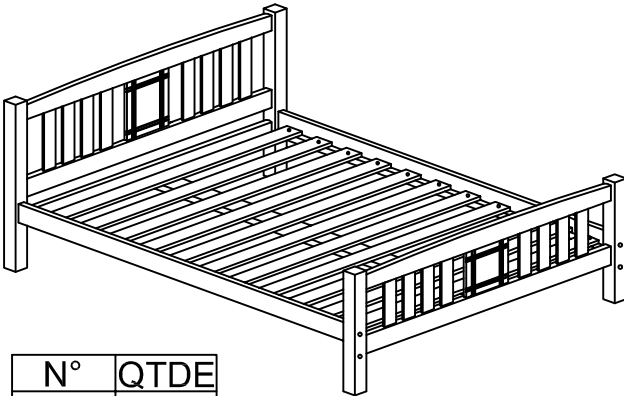


**DOUBLE BED 4'0" M.52**  
**CAMA 2 PLAZA 4'0" M.52**  
**CAMA CASAL 4'0" M.52**

Production LOT: 10800  
 06/2015

**USE OF POWER TOOL TO ASSEMBLE THE PRODUCT WILL INVALIDATE ANY CLAIM AND COULD MAKE THIS PRODUCT UNSAFE.**

HARDWARE LIST		23600
A	 1/4x110mm	08
B	 1/4x25mm	08
C	 10x50mm	04
D	 3,5x16mm	12
E	 3,5x35mm	24
F	 ALLEN KEY	01
G	 SPACER	02
H		02



N°	QTDE
01	01
02	01
03	02
04	01
05	02
06	12

